

TABLE OF CONTENTS

UNIT 1 – BUILDING THE FOUNDATION

CHAPTER 1 PLACE VALUE

ALGEBRA TIPS TO WIN!1
ALGEBRA TIPS TO WIN!2
WORDS ARE POWER3
THE POWER IS YOURS4
START WITH PLACE VALUE5

CHAPTER 2 READING NUMBERS

USING THE PLACE VALUE TABLE6
READING THE NUMBERS7
READING REALLY BIG NUMBERS8
LET'S DO IT AGAIN!9
FILL IT IN!10

CHAPTER 3 COMPARING AND ROUNDING

MORE OR LESS?11
LESS OR MORE?12
ROUNDING OFF13
ROUND!14
THE DATE!15

CHAPTER 4 NUMBER EXPRESSIONS

EATING OUT!16
IMPORTANT WORDS17
USE THOSE WORDS!18
OPERATION DIVISION!19
LET'S EXERCISE THOSE MATH SKILLS!20

CHAPTER 5 ORDER OF OPERATIONS AND EXPONENTS

MEET AUNT SALLY21
HEY, AUNT SALLY! HELP!22
WHAT'S AN EXPONENT?23
PUSH IT!24
MORE PRACTICE WITH EXPONENTS25

CHAPTER 6 EQUAL AND NONEQUAL EXPRESSIONS

HIT IT HARD!26
GO AFTER IT!27
ARE THEY THE SAME?28
THE SAME?29
$E = MC^2$30

UNIT 2 – PROPERTIES, VARIABLES, AND SUBSTITUTION

CHAPTER 7 ADDITION PROPERTIES

ADD 'EM UP!31
CANDY IS CANDY32
I.D. THE PROPERTY WITH ZERO33
YOU ARE THE DETECTIVE34
ADDITION WORKOUT35

CHAPTER 8 MULTIPLICATION PROPERTIES

MULTIPLICATION PROPERTIES36
YOU ARE ON EASY STREET37
MULTIPLICATION WITH ZERO38
YOU ARE THE TEACHER39
EASY AS PIE40

CHAPTER 9 DISTRIBUTIVE PROPERTY

DISTRIBUTING NUMBERS41
USE THE RIGHT STEPS42
DISTRIBUTION TRAINING43
USE A LETTER44
HOW DO WE USE VARIABLES?45

CHAPTER 10 IDENTIFYING TERMS

WHAT IS A TERM?46
WHAT IS A CONSTANT?47
WHAT IS A COEFFICIENT?48
LIKE TERMS49
UNLIKE TERMS50

CHAPTER 11 COMBINING TERMS

VARIABLES WITH THE SAME EXPONENTS51
PUTTING LIKE TERMS TOGETHER52
EVERYONE LOVES DOGS!53
WHAT IF THEY ARE NOT LIKE TERMS?54
DON'T FORGET55

CHAPTER 12 SUBSTITUTING TO SOLVE PROBLEMS

COACH, I NEED A SUB!56
PLUG IT IN, PLUG IT IN!57
YOU GO!58
MOVING ON UP!59
TO THE TOP!60

UNIT 3 – VARIABLE AND EQUIVALENT EQUATIONS

CHAPTER 13 ORDERING WITH VARIABLES

WHERE DO THEY GO?61
MORE THAN ONE LETTER62
FOLLOW THE STEPS63
VARIABLE EQUATIONS64
VARIABLE SOLUTIONS65

CHAPTER 14 VARIABLE EQUATIONS

NAIL IT!66
SOLVING VARIABLE EQUATIONS67
WHERE'S MY CHANGE?68
BOX OF CHOCOLATES69
PEANUTS70

CHAPTER 15 EQUIVALENT EQUATIONS

E IS FOR EQUAL71
ARE THEY EQUAL?72
EASY EQUIVALENT EQUATIONS73
STEP IT UP74
BOTH SIDES75

CHAPTER 16 PROPERTIES OF EQUALITY

PROPERTIES OF EQUALITY76
EQUALITY WITH MULTIPLICATION77
COUNTING CASH78
EQUALITY WITH DIVISION79
TIME TO EAT!80

CHAPTER 17 INVERSE OPERATIONS

REVERSE, REVERSE!81
FOR REAL82
GIVE IT A GO!83
UNDO IT WITH DIVISION84
UNDO WITH MULTIPLICATION85

CHAPTER 18 UNDOING OPERATIONS

UNDOING86
SOLVING EQUATIONS BY SUBTRACTION87
PRACTICE88
UNDO SUBTRACTION WITH ADDITION89
GET THE VARIABLE90

UNIT 4 – ORDER OF OPERATIONS

CHAPTER 19 USING MULTIPLICATION AND DIVISION

USING MULTIPLICATION91
PUPPIES!92
ON THE JOB93
USING DIVISION94
SOLVING PROBLEMS95

CHAPTER 20 OPERATION PRACTICE

USING PARENTHESES96
AUNT SALLY IS BACK!97
THE OTHER SIDE98
OPERATION PRACTICE99
POTATOES!100

CHAPTER 21 IDENTIFYING AND WRITING EXPONENTS

SHORTCUT!101
FIND THE POWER102
EXPONENTS IN ACTION103
WHAT TIMES WHAT?104
EXPONENTS FOR REAL105

CHAPTER 22 ORDER OF OPERATIONS

ORDER OF OPERATIONS106
KEEP THE ORDER!107
WHO'S FIRST?108
LIKE A DOCTOR109
DOCTOR KNOW-IT-ALL110

CHAPTER 23 ORDERING WITH PARENTHESES AND EXPONENTS

PARENTHESES RULE!111
MORE PARENTHESES PRACTICE112
OPERATIONS WITH EXPONENTS!113
THE NEXT STEP114
AWAY YOU GO!115

CHAPTER 24 COMPARING INTEGERS ON A NUMBER LINE

THE NUMBER LINE116
GRAPHING IS FUN!117
HOW DO YOU COMPARE?118
COMPARING WITH A NUMBER LINE119
COMPARING POSITIVE AND NEGATIVE NUMBERS120

UNIT 5 – ABSOLUTE VALUE AND SIMPLIFYING

CHAPTER 25 ABSOLUTE VALUE

ABSOLUTELY!	121
OPPOSITES ARE THE SAME!	122
YOU ARE ABSOLUTELY RIGHT!	123
GET THE ABSOLUTE VALUE	124
FOR REAL	125

CHAPTER 26 NUMBER LINE SKILLS

ADDING ON A NUMBER LINE	126
ABSOLUTE ADDITION	127
ADD THEM UP!	128
SUBTRACTING NUMBERS USING A NUMBER LINE	129
MEASURE TWICE, CUT ONCE	130

CHAPTER 27 MULTIPLYING INTEGERS

MULTIPLYING INTEGERS	131
MULTIPLYING INTEGER RULES (RULE #1)	132
RULE #2: MULTIPLYING NEGATIVE INTEGERS	133
RULE #3: MULTIPLYING INTEGERS	134
MULTIPLY THOSE INTEGERS!	135

CHAPTER 28 DIVIDING INTEGERS

DIVIDING INTEGERS	136
RULE #1: DIVIDING POSITIVE INTEGERS	137
RULE #2: DIVIDING NEGATIVE INTEGERS	138
RULE #3: DIVIDING INTEGERS	139
DIVIDE THOSE INTEGERS!	140

CHAPTER 29 SIMPLIFYING WITH ADDITION

SIMPLIFYING ADDITION EXPRESSIONS	141
ADDING POSITIVE INTEGERS	142
ADDING NEGATIVE INTEGERS	143
SIMPLIFYING	144
YOU SIMPLIFY!	145

CHAPTER 30 SIMPLIFYING INTEGERS

SIMPLIFYING SUBTRACTION PROBLEMS	146
SUBTRACTING POSITIVE INTEGERS	147
SUBTRACTING NEGATIVE INTEGERS	148
SIMPLIFYING PROBLEMS	149
SUBTRACTING NEGATIVES AGAIN!	150

UNIT 6 – PERFORMING OPERATIONS

CHAPTER 31 GROUPING

GROUPING	151
GROUPING PRACTICE	152
PRACTICE SUBTRACTION	153
ORDER IS IMPORTANT	154
DRILL TIME!	155

CHAPTER 32 EXPONENTS

EXPONENTS	156
NEGATIVE EXPONENTS	157
A TRICK!	158
EXPRESSIONS ARE POWERFUL!	159
YOU HAVE THE POWER!	160

CHAPTER 33 ADDITION PROPERTIES

ADDITION PROPERTIES	161
ASSOCIATIVE PROPERTY OF ADDITION	162
IDENTITY PROPERTY OF ADDITION	163
ADDITION PROPERTY OF OPPOSITES	164
ADDITION PROPERTY PRACTICE	165

CHAPTER 34 MULTIPLICATION PROPERTIES

MULTIPLICATION PROPERTIES	166
ASSOCIATIVE PROPERTY OF MULTIPLICATION	167
IDENTITY PROPERTY OF MULTIPLICATION	168
MULTIPLICATION PROPERTY OF ZERO	169
MULTIPLICATION PROPERTIES COMBINED	170

CHAPTER 35 THE DISTRIBUTIVE PROPERTY

THE DISTRIBUTIVE PROPERTY	171
DISTRIBUTING EXAMPLES	172
WHICH NUMBER TO DISTRIBUTE?	173
DISTRIBUTION WITH SUBTRACTION	174
MOVING WITH DISTRIBUTION	175

CHAPTER 36 REVIEW

MULTIPLY AND DIVIDE INTEGERS!	176
MORE POWER!	177
ADDITION PROPERTIES PRACTICE	178
MULTIPLICATION PROPERTIES PRACTICE	179
PRACTICE DISTRIBUTING AGAIN	180

IMPORTANT WORDS TO KNOW	181
--------------------------------------	------------

WORDS ARE POWER

Knowing the words gives you power.

Break It Down:

These words tell you that the problem is about adding:

add	together	altogether	sum
in all	both	gained	received
total	won	saved	



These words tell you the problem is about subtracting:

minus	subtract	how many more	how much
from	left	difference between	how much heavier
lost	remain	how many less	how much taller
withdrawal	spend	need to	how much farther
more	fewer		

The Game: Write + for addition or – for subtraction.

minus _____	total _____	together _____	left _____
from _____	sum _____	fewer _____	more _____
add _____	in all _____	need to _____	lost _____

The Game: Write + for addition or – for subtraction. Underline the clue words.

1. What is the sum of five and nine? _____
2. How much taller is Mike than his girlfriend? _____
3. What is the total number of players on the team? _____
4. How much money did you have left? _____
5. Mari took six cookies from her friend. _____

ORDER OF OPERATIONS

Remember PEMDAS.

When you have more than one operation to do, you must follow the order of operations.

Here is the order:

P = Parentheses ()

E = Exponents (2^2)

M = Multiply (\cdot , \times) Multiplication and division rank the same. Go from left to right doing any "M" or "D" as you find them.

D = Divide (\div , $/$)

A = Add (+) Addition and subtraction rank the same.

Go from left to right doing any "A" or "S" as you find them.

S = Subtract ($-$)



Break It Down:

The problem \rightarrow

$$15 - 5 \cdot 2$$

Follow the order!

Multiply first. \rightarrow

$$5 \cdot 2$$

Subtract. \rightarrow

$$15 - 10$$

Work the problem. \rightarrow

$$15 - 10 = 5$$

Answer. \rightarrow

$$5$$

The value of $15 - 5 \cdot 2$ is 5!

The Game: Fill in the blanks.

The problem \rightarrow $20 - 3 \cdot 2$

Follow the order!

Multiply first. \rightarrow $3 \cdot 2 = \underline{\hspace{2cm}}$

Subtract. \rightarrow $20 - \underline{\hspace{2cm}}$

Work the problem. \rightarrow $20 - \underline{\hspace{2cm}} = \underline{\hspace{2cm}}$

Answer. \rightarrow $\underline{\hspace{2cm}}$

The value of $20 - 3 \cdot 2$ is $\underline{\hspace{2cm}}$!

PARENTHESES RULE!

Parentheses come first!

Remember the PEMDAS order:

- Parentheses.
- Exponents.
- Multiply from left to right.
- Divide from left to right.
- Add from left to right.
- Subtract from left to right.

1. 2. 3. 4.
P E M A
or or
D S



Break It Down:

The problem → $5(1 + 1)$

We add $1 + 1$ first. → $5(2)$

Multiply. → $5(2) = 10$

Answer. → 10

The value of $5 \cdot (1 + 1) = 10$.

The Game: Answer the questions and fill in the blanks.

$$(40 + 5) \div 3^2$$

Do you see parentheses in the problem? _____

Do you see an exponent in the problem? _____

What is the base number? _____

What is the exponent? _____

Do you work the parentheses or the exponent first? _____

The problem → $(40 + 5) \div 3^2$

Work the parentheses. → $(\quad) \div 3^2$

Multiply out exponent. → $45 \div (3 \times \quad)$

Divide. → $45 \div 9$

Answer. → _____


The value of $(40 + 5) \div 3^2$ is _____.

ABSOLUTELY!

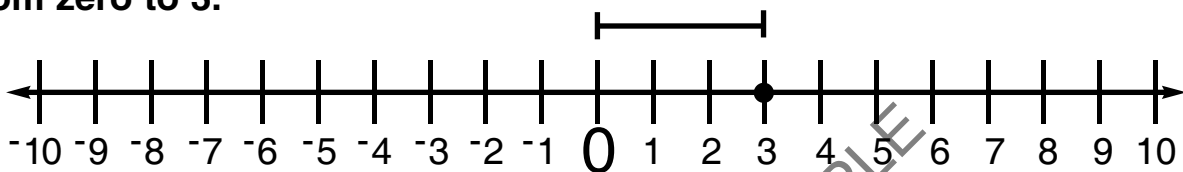
Absolute value asks this question: How many places from zero is the integer?

Break It Down:

Ask, "How many places from zero is the integer?"
This answer is never negative. It is zero or a positive integer.



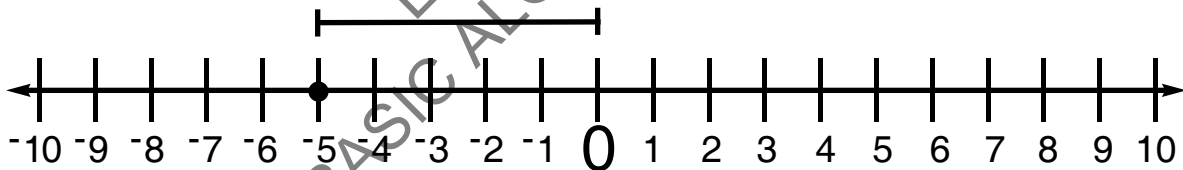
What is the absolute value of 3? Count the places from zero to 3.



3 is 3 places from 0!

3 has an absolute value of 3, because it is 3 places from 0.

What is the absolute value of -5 ? Count the places from zero to -5 .



-5 is 5 places from 0!

-5 has an absolute value of 5, because it is 5 places from 0.

Math Fact: The absolute value of zero is zero! ZERO is ZERO places from zero!



Which question do you ask to find the absolute value?

THE DISTRIBUTIVE PROPERTY

The Distributive Property has fun with parentheses. Distribute means to multiply the number outside of the parentheses with each number inside the parentheses.



Break It Down:

The problem → $8(1 + 4)$

When a number is directly outside the parentheses (), you may distribute.

$$8(1 + 4)$$

The number 8 gets distributed to the 1 and the 4. Here are the next steps in the problem:

Distribute the 8. → $8(1 + 4)$

Group the numbers into two multiplication problems. → $(8 \cdot 1) + (8 \cdot 4)$

Multiply and add. → $8 + 32$

The answer → 40

The Game: Answer the questions.

When a number is just outside the parentheses, what may you do?

Do the parentheses signal for you to divide or multiply?

What property is this?
