

TABLE OF CONTENTS

UNIT 1 – MATTER

CHAPTER 1 OVERVIEW

UNIT ONE IMPORTANT WORDS TO KNOW	1
PHYSICAL SCIENCE	2
SCIENCE IS IMPORTANT	3
PHYSICS AND CHEMISTRY	4
ENERGY	5
MATTER	6

CHAPTER 2 PROPERTIES OF MATTER

YOU MATTER!	7
PROPERTIES OF MATTER	8
DESCRIBE IT	9
VOLUME AND DENSITY	10
THE SCIENTIFIC METHOD	11

CHAPTER 3 PHASES (STATES) OF MATTER

PHASES	12
FIVE PHASES	13
SOLID, LIQUID, GAS	14
PLASMAS	15
SUPER ATOMS	16

CHAPTER 4 COMPOSITION OF MATTER

PURE OR MIXED?	17
PURE	18
MIXTURES	19
HOMOGENEOUS AND HETEROGENEOUS	20
LOOKING AT MATTER	21

CHAPTER 5 PROPERTIES OF ATOMS

FROM ATOMS TO THE UNIVERSE	22
THE ATOM	23
MORE ABOUT ATOMS	24
ATOMIC NUMBER AND MASS	25
IONS AND ISOTOPES	26

CHAPTER 6 THE PERIODIC TABLE OF ELEMENTS

THE PERIODIC TABLE OF ELEMENTS27
READ THE BOX28
READING THE TABLE29
THE GRID30
WHAT'S WHAT?31

UNIT 2 – KINDS OF SUBSTANCES

CHAPTER 7 FAMILIES OF METALS

UNIT TWO IMPORTANT WORDS TO KNOW32
METALS33
FAMILIES OF METALS34
ALKALI METALS35
ALKALINE METALS36
TRANSITION METALS37

CHAPTER 8 REAL-LIFE STORIES ABOUT METALS

MAD AS A HATTER38
SALT39
CRACKPOT40
FIREWORKS41
CAVES42

CHAPTER 9 METALLOIDS

METALLOIDS43
SEMICONDUCTORS44
ISOTOPES45
FIGURE IT OUT46
MASS IS ODD47

CHAPTER 10 NONMETALS

NONMETALS48
IONIC AND COVALENT49
HALOGENS50
NOBLE GASES51
HYDROGEN52

CHAPTER 11 ORGANIC COMPOUNDS

IS IT ORGANIC?53
----------------------	-----

ORGANIC COMPOUNDS54
MUSCLE UP!55
NUCLEIC ACIDS56
ENERGY FOR THE BODY57

CHAPTER 12 CONVERSION

CONVERSION58
CONVERSION IN THE KITCHEN59
MAKING FUDGE60
MEASURING MATTER61
WEIGHT CONVERSION62

UNIT 3 – INTERACTIONS OF MATTER

CHAPTER 13 SORTING MATTER

UNIT THREE IMPORTANT WORDS TO KNOW63
SORTING MATTER64
MIX IT65
OH, H ₂ O66
BONDING67
SHARING ELECTRONS68

CHAPTER 14 SOLUTIONS

SOLUTIONS69
SOLUTES AND SOLVENTS70
THE UNIVERSAL SOLVENT71
DISSOLVING72
SOAP73

CHAPTER 15 SUSPENSIONS

SUSPENSIONS74
SEPARATING SUSPENSIONS75
EMULSIONS76
COLLOIDS77
POLLUTION78

CHAPTER 16 CHEMICAL FORMULAS

CHEMICAL FORMULAS79
STABILITY80
ELECTRONS FOR RENT81

WRITING FORMULAS82
WRITE THE FORMULA83

CHAPTER 17 CHEMICAL REACTIONS

CHEMICAL REACTIONS84
CHEMICAL EQUATIONS85
KINDS OF REACTIONS86
ACIDS, BASES, AND SALTS87
ALL AROUND88

CHAPTER 18 MEASUREMENT MATH

MOMENTUM89
POUNDS AND KILOGRAMS90
MEASURING VOLUME91
MEASURING VOLUME AT HOME92
MEASURING LIQUID VOLUME93

UNIT 4 – MOTION AND FORCE

CHAPTER 19 SPEED

UNIT FOUR IMPORTANT WORDS TO KNOW94
MOTION95
SPEED96
VELOCITY97
HOW PLANES FLY98
THE SPEED OF SOUND99

CHAPTER 20 ACCELERATION

ACCELERATION	100
I BROKE THE SOUND BARRIER!	101
EXTREME SPEED	102
JETS AND ACCELERATION	103
TORNADOES	104

CHAPTER 21 TECTONIC MOVEMENT

THE EARTH MOVES	105
CONTINENTAL DRIFT	106
PLATE TECTONICS	107
CRUSTS	108
THE STORY OF TURTLE ISLAND	109

CHAPTER 22 FORCE

FORCE	110
TUG-OF-WAR	111
A SMART DUMMY	112
NEWTON'S FIRST LAW	113
YOUR FRIEND FRICTION	114

CHAPTER 23 GRAVITY

GRAVITY	115
THE PULL	116
MASS AND WEIGHT	117
SCALES	118
JUGGLERS	119

CHAPTER 24 MEASURING DISTANCE

ONE METER	120
MEASURING DISTANCE	121
MEASURING MOTION	122
MILES PER HOUR	123
THE MOTHER ROAD	124

UNIT 5 – ENERGY

CHAPTER 25 WAVES

UNIT FIVE IMPORTANT WORDS TO KNOW	125
ENERGY MOVES	126
WAVES	127
KINDS OF WAVES	128
PARTS OF A WAVE	129
TSUNAMI 2004	130

CHAPTER 26 SOUND

SOUND	131
HEARING SOUND	132
MEASURING SOUND	133
LOUDNESS	134
USING SOUND	135

CHAPTER 27 ELECTROMAGNETIC WAVES

ELECTROMAGNETIC WAVES	136
WAVELENGTHS	137

EM WAVES	138
LONGER EM WAVES	139
SHORTER EM WAVES	140

CHAPTER 28 LIGHT

LIGHT	141
REFLECT, REFRACT, ABSORB	142
COLOR	143
LIGHT AND HEAT	144
SIGHT	145

CHAPTER 29 MIRRORS AND LENSES

IMAGES	146
MIRRORS	147
LENSES	148
VISION PROBLEMS	149
OPTICAL INSTRUMENTS	150

CHAPTER 30 MATH IN REAL LIFE

MEASUREMENT AT HOME	151
TIME	152
HOW TALL IS A HAND?	153
FIX IT WITH A PREFIX	154
MEASURING LENGTH	155

UNIT 6 – ENERGY RESOURCES

CHAPTER 31 ELECTRICITY

UNIT SIX IMPORTANT WORDS TO KNOW	156
ELECTRICITY	157
ELECTRIC CURRENT	158
ELECTRIC CIRCUITS	159
ELECTRICAL POWER	160
READING THE METER	161


CHAPTER 32 MAGNETISM

MAGNETISM	162
MAGNETS	163
USES OF MAGNETS	164
PRODUCING ELECTRICITY	165

SUPERCONDUCTORS	166
CHAPTER 33 RADIOACTIVITY	
THE STRONG FORCE	167
RADIOACTIVITY	168
BOG PEOPLE	169
NUCLEAR REACTIONS	170
NUCLEAR ENERGY	171
CHAPTER 34 FOSSIL FUELS	
FOSSIL FUELS	172
COAL	173
OIL	174
NATURAL GAS	175
CONSERVE FOSSIL FUELS	176
CHAPTER 35 ENERGY SOURCES	
RENEWABLE ENERGY SOURCES	177
SOLAR ENERGY	178
WIND ENERGY	179
WATER ENERGY	180
BIOMASS	181
CHAPTER 36 ENERGY PROBLEMS	
ENERGY PROBLEMS	182
NONRENEWABLE AND RENEWABLE	183
CONSERVATION	184
PRECYCLE	185
REUSE! RECYCLE!	186
IMPORTANT WORDS AND MEANINGS	187

THE SCIENTIFIC METHOD

Science is ever changing and does not explain everything. The scientific method is one way we study our world. When we try to find answers to questions, such as "Will a toy car go farther on a board if it's lightweight or heavy?" we are using the scientific method.



THE SCIENTIFIC METHOD

1. State your problem or question.
2. Look up information about the topic.
3. Write down what you think will happen before you try the experiment.
That is your hypothesis.
4. Set up an experiment. Plan how you will test your hypothesis.
5. Perform the experiment. Record what you observe and/or measure (whether it is what you expected or not).
6. State the results of the experiment.
7. Explain what you learned.

The Game: Use the Scientific Method. Follow the steps.

1. The question: Will a toy car go farther on an inclined plane if it's lightweight or heavy?
2. Look up information about the topic. Write something you learned.

3. What do you think will happen? Will the car go farther if it's lightweight or heavy? _____
4. Set up an experiment. Get a toy car, coins, tape, cardboard, and a book.
5. Perform the experiment. Build a simple inclined plane using cardboard and a book. Set the car at the top of the inclined plane and release it. Measure the distance it traveled. Then, tape the coins to the car and release it. Measure the distance it traveled. Record what you observed and/or measured. _____
6. What happened? Did the car travel a longer distance or a shorter distance with the weight attached? _____
7. What did you learn? _____

IONS AND ISOTOPES

Ions are charged particles that have more or fewer electrons than protons. Isotopes are atoms of the same element but with a different number of neutrons.



Break It Down

Ions are atoms with either extra electrons or missing electrons. A normal atom, called a neutral atom, has the same number of electrons as its atomic number. An atom is still the same element if it is missing an electron.

Ions are necessary to life. Your body needs sodium, potassium, calcium, and other ions.

An atom that is missing a neutron or has an extra neutron is called an isotope. It has the same atomic number but a different atomic mass. It is still the same element. Isotopes are just a little different from every other atom of the same element. Several isotopes of each element can be found in nature. Isotopes are used for diagnosing medical problems, cancer therapy, smoke detectors, the oil well industry, logging, and testing the strength of the structures of dams, planes, and bridges.

The Game: List the description words under the correct heading.	
IONS	ISOTOPES
_____	_____
_____	_____
_____	_____
_____	_____
extra electrons	fewer electrons than protons
sodium	extra neutrons
same atomic numbers	different mass numbers
necessary to the body	used to treat cancer

THE PERIODIC TABLE OF ELEMENTS

The periodic table of elements is a chart of all known elements. A Russian chemist named Dmitri Mendeleev put the chart together in 1869. He noticed that elements with similar properties occurred over and over again (periodically). He put them in order according to atomic weight (mass) and then grouped them into rows and columns based on their chemical and physical properties. The table has changed as more elements have been discovered.



Each box tells about a different element. This box tells about carbon.

Atomic Number	↔	6
Symbol	↔	C
Atomic Weight	↔	12.011

Each box has the atomic number, the symbol for the element, and the atomic weight (mass).

The Game: Look at the box above. Answer the questions.

1. What is the atomic weight of carbon? _____
2. What is the symbol for carbon? _____
3. What is the atomic number for carbon? _____
4. How many protons are in the nucleus of each carbon atom? _____



Who was Dmitri Mendeleev?

EMULSIONS

An emulsion is a mixture of two liquids in which neither liquid dissolves the other.

Break It Down

An emulsion is a mixture of two substances that do not blend. There are two liquids, and the particles of one liquid are evenly scattered in the other one. One liquid does not dissolve the other one.

Examples:

- some foods such as mayonnaise
- medicines
- lotions



Sometimes emulsifying agents are added to a mixture so that the liquids do not separate. Eggs are added to oil and lemon juice to make the creamy mixture of mayonnaise. Beeswax is used in lotions to keep the oils and water from separating.


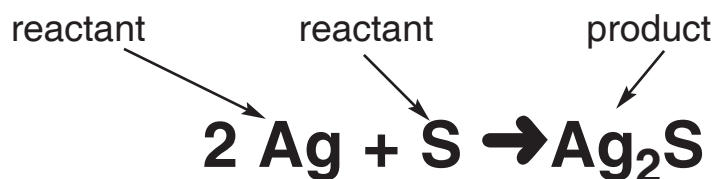
A permanent emulsion is homogenized milk. Do you drink 2% milk? _____ People can determine the percentage of fat in milk as part of the homogenization process. Fresh milk is put in a machine that forces the milk through tiny openings. The milk is under a lot of pressure. This breaks up the fat and scatters it evenly throughout the milk. Homogenized milk tastes richer and creamier than nonhomogenized milk.

The Game: Match the words with the ideas.

- | | |
|----------------------|-----------------------------------|
| 1. emulsifying agent | added so lotion does not separate |
| 2. homogenization | breaks up fat in milk |
| 3. beeswax | two substances that do not blend |
| 4. emulsion | eggs |

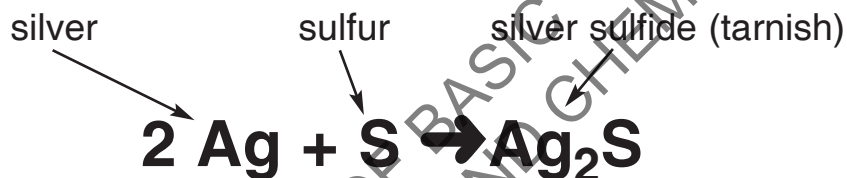
CHEMICAL EQUATIONS

Chemical equations describe chemical reactions. Equations are shortcuts! You don't have to write all the words out.

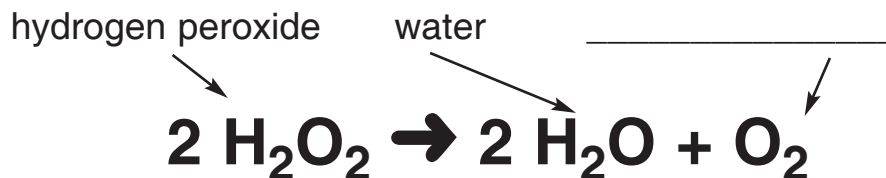
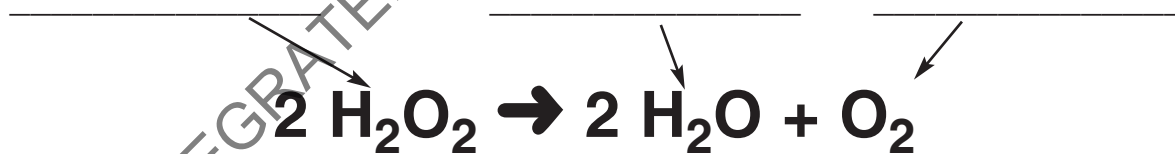


A reactant is a substance that is changed in a chemical reaction. A product is the substance that is formed.

FYI: The big arrow points to the substance that is being formed.



The Game: Fill in the blanks with the words listed below. Look at the arrows. The big arrow points to the two substances that are being formed.



oxygen product reactant product